The background of the slide is a city skyline at dusk, with various skyscrapers and buildings. At the top of the slide, there is a grid of horizontal bars in white and yellow. The text "nium20" is prominently displayed in the upper left, with "Celebrating" and "Years" in a smaller font above it, all enclosed in a circular arc.

Celebrating
nium20
Years

Selenium - Page Object Pattern

Page Object Model & Page Factory

Malav parekh

Title

3/10/2020

Agenda

- An Unoptimized Way To Code
- The Solution
 - Page Object Pattern
- Page Object Model
- Page Factory

An Unoptimized Way to Code

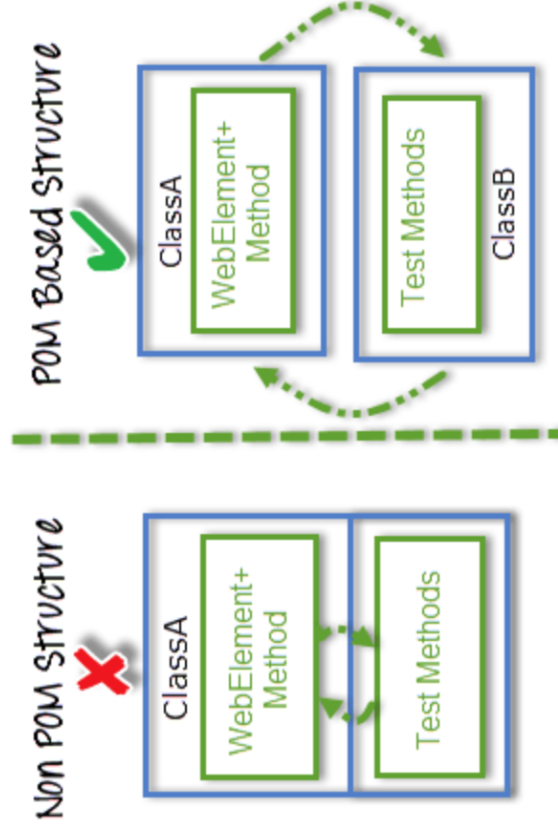
```
WebDriver driver = new ChromeDriver();
driver.manage().timeouts().implicitlyWait(1, TimeUnit.SECONDS);
driver.get("https://www.safeway.com");
driver.findElement(By.xpath("//a[text()='Login']")).click();
driver.findElement(By.xpath("//input[@name='username']")).sendKeys("user@safeway.com");
driver.findElement(By.name("password")).sendKeys("pwd2001");
driver.findElement(By.name("Submit")).click();
```

Problem with the above code

- The statements will have to be repeated everywhere the element needs to be used.
- Since the statements are duplicated, modification will need to be done at all places the same element is used.
- It becomes extremely difficult to find all instances of the code where the element is being used.

The solution

- Page Object Pattern
 - Grouping the code logically into one class.
 - All locators at one place and modifying the locator at one places will have effect on all the places where the elements are being used.
 - Easier to find the code within the Class.
- There are two ways to achieve Page Object Pattern
 - Page Object Model
 - Page Factory



Page Object Model

- Group related code in one class
- Create Getter Methods for WebElements
- Use Getter methods in
- Create action methods. Eg. Login, checkout, addToCart
- Add relevant Assertions in the action method Eg. login()

```
public class Login {
    WebDriver driver;
    WebElement lnkSignIn;
    WebElement inpUserName;
    WebElement inpPassword;
    WebElement btnSubmit;

    public Login(WebDriver driver){
        this.driver = driver;
    }

    public WebElement getLnkSignIn() {
        return driver.findElement(By.xpath("//a[text()='Login']"));
    }

    public WebElement getInpUserName() {
        return driver.findElement(By.xpath("//input[@name='username']"));
    }

    public WebElement getInpPassword() {
        return driver.findElement(By.name("password"));
    }

    public WebElement getBtnSubmit() {
        return driver.findElement(By.name("Submit"));
    }

    public void navigateHome(String url){
        driver.get(url);
    }

    public void login(String username, String password){
        getInpUserName().sendKeys(username);
        getInpPassword().sendKeys(password);
        getBtnSubmit().click();
    }
}
```

Page Factory

- Group related code in one class
- Create Getter Methods for WebElements
- Use @FindBy, @FindBy, @FindBy to provide locators to the elements.
- Create action methods. Eg. Login, checkout, addToCart
- Add relevant Assertions in the action method

```
public class LoginPF {

    WebDriver driver;
    @FindBy(how = How.XPATH, using = "//a[text()='Login']")
    WebElement lnkSignIn;

    @FindBy(xpath="//input[@name='username']")
    WebElement inpUserName;


    //Any one Criteria should match
    @FindBy({
        @FindBy(id="pass"), //doesn't match
        @FindBy(name="pwd"), //Matches
        @FindBy(xpath="//input[@name='pwd']") //doesn't match
    })
    WebElement inpPassword;

    //Both Criteria should match
    @FindBy({
        @FindBy(id="Submit"),
        @FindBy(name="Login")
    })
    WebElement btnSubmit;

    public LoginPF(WebDriver driver){
        this.driver = driver;
        PageFactory.initElements(this.driver, page: this);
    }

    public void login(String username, String password){
        inpUserName.sendKeys(username);
        inpPassword.sendKeys(password);
        btnSubmit.click();
    }
}
```


APPENDIX



Nisum Digital Services

Asad Alim
Director


510-598-0701
aalim@nisum.com

Intiaz Mohammady
CEO

714-366-8990
imtiaz@nisum.com

www.nisum.com

500 S. Kraemer Blvd., Suite 301, Brea, CA 92821



Building Success Together